

Online Screening Results for March 2017

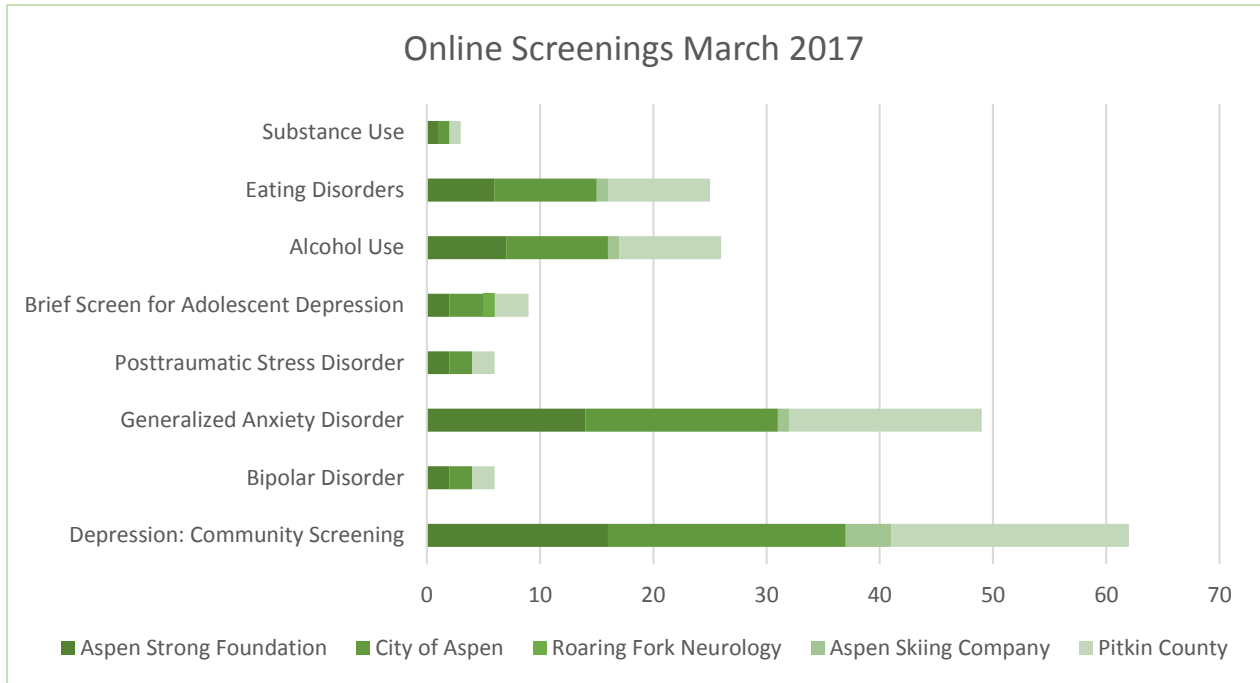
Number of Online Screenings Taken from 3/1/2017 – 3/31/2017		Online Screenings that Scored Positive for Symptoms of the Disorder	
Depression: Community Screening	21	Depression: Community Screening	43%
Bipolar Disorder	2	Bipolar Disorder	0%
Generalized Anxiety Disorder	17	Generalized Anxiety Disorder	65%
Posttraumatic Stress Disorder	2	Posttraumatic Stress Disorder	50%
Brief Screen for Adolescent Depression	3	Brief Screen for Adolescent Depression	67%
Alcohol Use	9	Alcohol Use	89%
Eating Disorders	9	Eating Disorders	89%
Substance Use	1	Substance Use	100%
TOTAL:	64	TOTAL:	40
TOTAL Online Screenings YTD:	262		
TOTAL Cumulative Online Screenings:	2089		

People who Plan to Seek Help*	
Depression: Community Screening	33%
Bipolar Disorder	N/A
Generalized Anxiety Disorder	33%
Posttraumatic Stress Disorder	N/A
Brief Screen for Adolescent Depression	100%
Alcohol Use	50%
Eating Disorders	75%
Substance Use	N/A
TOTAL:	8
<i>* Based only on those who responded to this optional question and scored positively</i>	

Screenings by Day



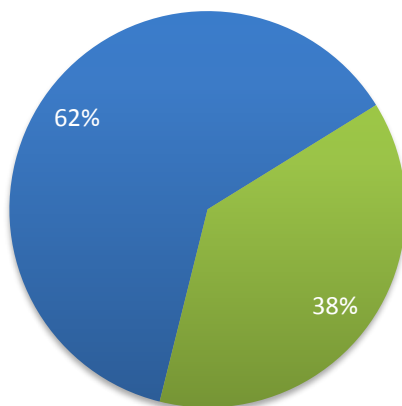
Partner Site Screening Breakdown



Demographic Information

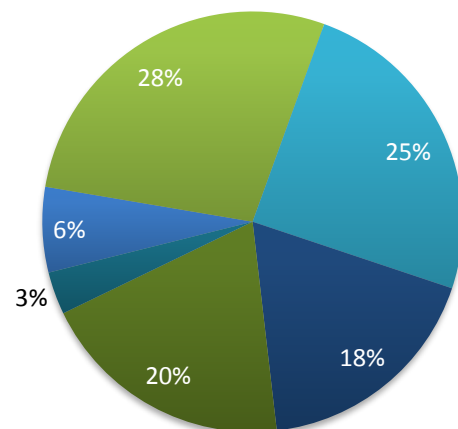
Gender Identity

Female Male Transgender Other



Age

18-24 25-34 35-44 45-54
55-64 65-74 75-84 85+



Community Events

March 22nd Aspen Club Lecture Series

- 5 online screenings surrounding the event
 - o 2 online screenings on the day of the event, 3/22
 - o 1 online screening on 3/21 leading up to the event
 - o 2 online screenings on 3/23 after the event

March 29th Aspen Club Lecture Series

- 14 online screenings surrounding the event
 - o 1 online screening on the day of the event, 3/29
 - o 4 online screenings on 3/28 leading up to the event
 - o 9 online screenings on 3/30 after the event

In total, the Aspen Club Lecture Series events accounted for 30% of March online screenings

Promotional Language

