

Online Screening Results for April 2017

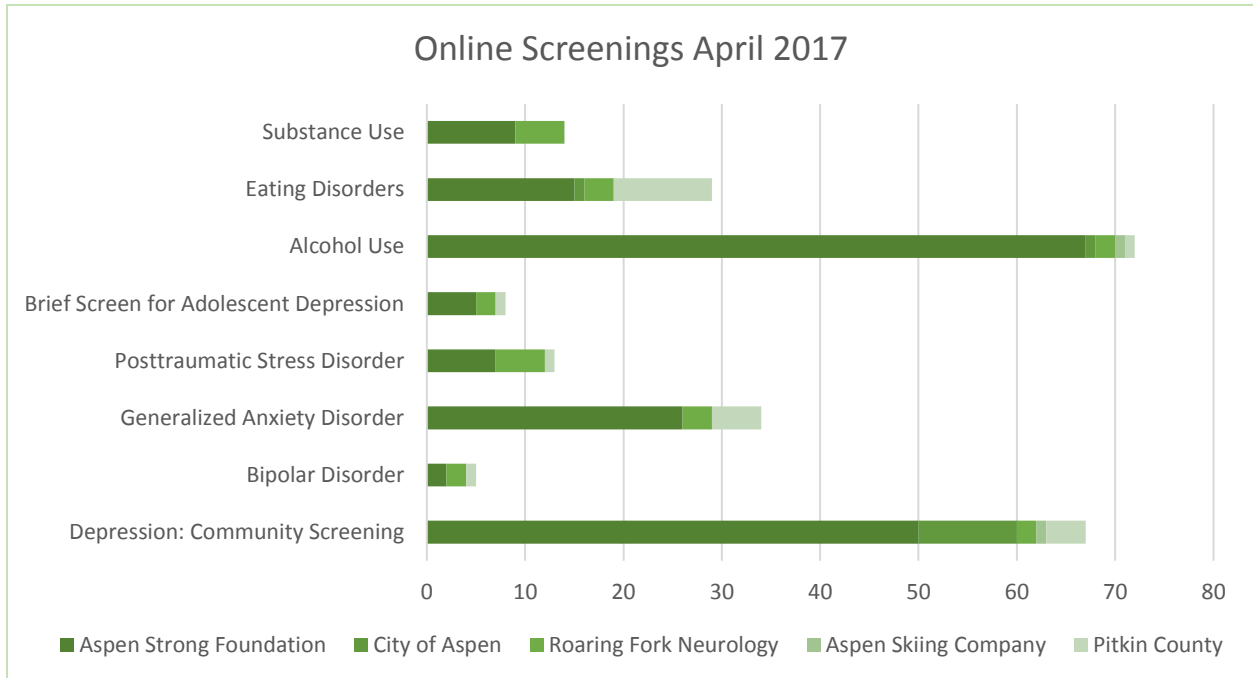
Number of Online Screenings Taken from 4/1/2017 – 4/30/2017		Online Screenings that Scored Positive for Symptoms of the Disorder	
Depression: Community Screening	61	Depression: Community Screening	46%
Bipolar Disorder	5	Bipolar Disorder	40%
Generalized Anxiety Disorder	32	Generalized Anxiety Disorder	75%
Posttraumatic Stress Disorder	9	Posttraumatic Stress Disorder	55%
Brief Screen for Adolescent Depression	7	Brief Screen for Adolescent Depression	86%
Alcohol Use	73	Alcohol Use	73%
Eating Disorders	21	Eating Disorders	77%
Substance Use	9	Substance Use	100%
TOTAL:	217	TOTAL:	143
TOTAL Online Screenings YTD:	479		
TOTAL Cumulative Online Screenings:	2306		

People who Plan to Seek Help*	
Depression: Community Screening	36%
Bipolar Disorder	N/A
Generalized Anxiety Disorder	N/A
Posttraumatic Stress Disorder	N/A
Brief Screen for Adolescent Depression	N/A
Alcohol Use	10%
Eating Disorders	11%
Substance Use	N/A
TOTAL:	6
<i>* Based only on those who responded to this optional question and scored positively</i>	

Screenings by Day



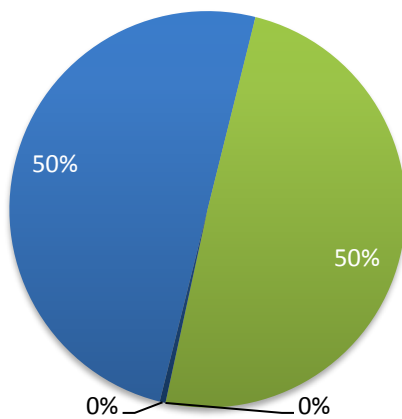
Partner Site Screening Breakdown



Demographic Information

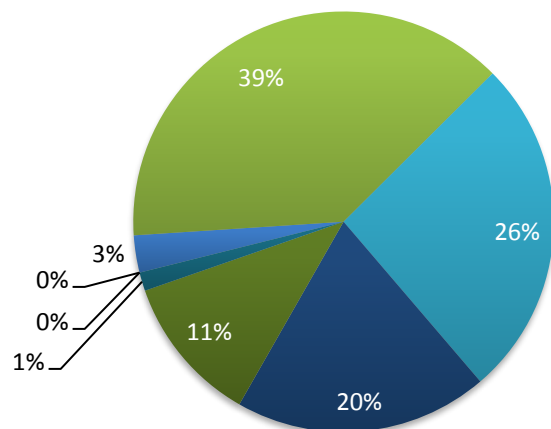
Gender Identity

Female Male Transgender Other



Age

18-24 25-34 35-44 45-54
55-64 65-74 75-84 85+



Community Events

April 5th Aspen Club Lecture Series

- 10 online screenings on the day of the event (5% of screenings for the month)

April 6th National Alcohol Screening Day

- 26 online screenings on the day of the event (31% were Alcohol Use screenings)
 - o 30 online screening on 4/7 after the event (53% Alcohol Use)
 - o 10 online screening on 4/8 (60% Alcohol Use)
 - o 15 online screening on 4/9 (33% Alcohol Use)
 - o 26 online screening on 4/10 (46% Alcohol Use)
 - o 22 online screening on 4/11 (36% Alcohol Use)
 - o 23 online screening on 4/12 (26% Alcohol Use)
 - o 19 online screening on 4/13 (26% Alcohol Use)

In total, the observance of NASD accounted for up to 79% of April online screenings

Promotional Language

217 online mental health screenings were taken in the month of April 2017. About 50% of those who took screenings were female, while the other 50% were male: the even gender split is notable and sets the Aspen Strong screening initiative apart from other mental health screening campaigns. Across the country, men are generally less likely than women to take this first step toward assessing their mental health with a screening. In fact, the national breakdown of gender identity for screenings in the month of April was 75% female and 23% male (1% transgender and 1% other), in comparison to Aspen Strong's 50/50 ratio.

National Alcohol Screening Day (NASD) took place on Thursday, April 6th. Of the 217 screenings taken during the month, 73 (34%) were the AUDIT screen for alcohol misuse, with 66 of those AUDIT screenings occurring within a week of the NASD observance date. A remarkable 79% of April total online screenings were taken within the first half of the month, with peaks hitting on the 7th and on the 10th.

Of the 143 people who scored positive for a mental health disorder, only 6 reported that they intended to seek help.
