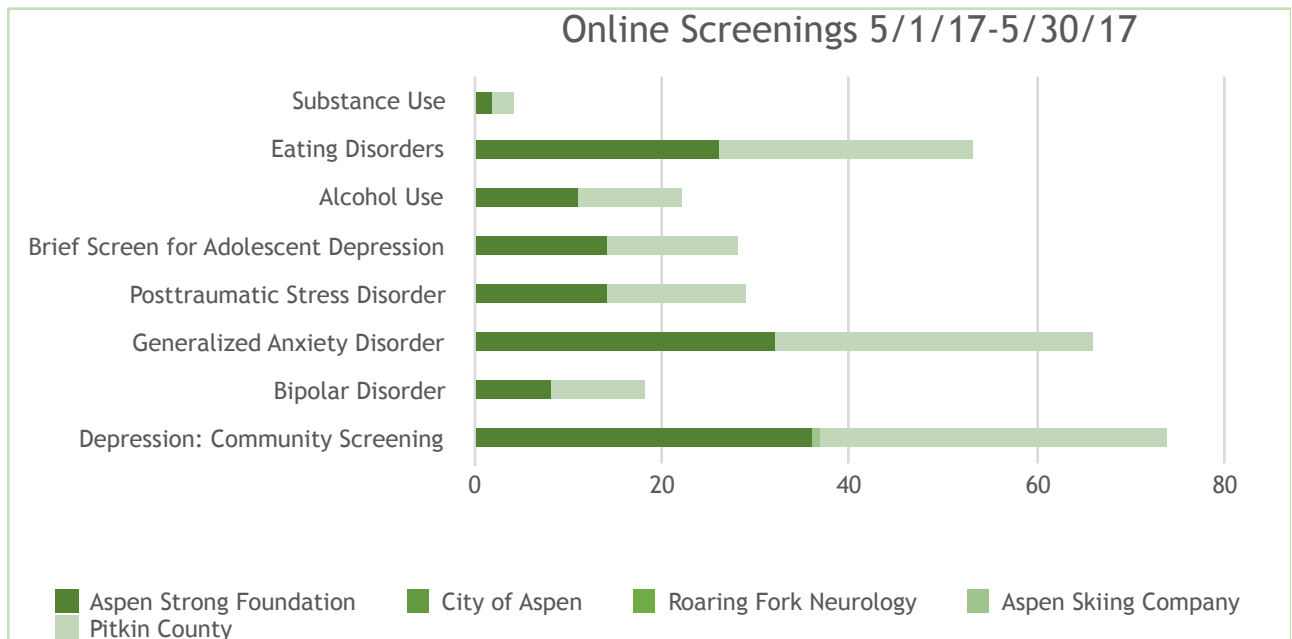




## Screenings by Day



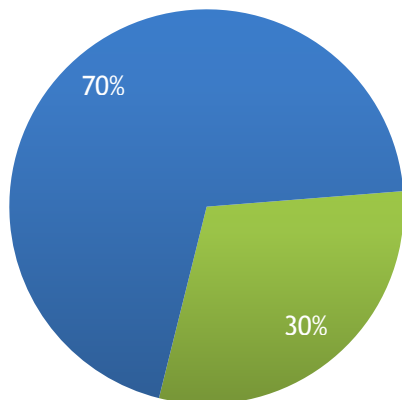
## Partner Site Screening Breakdown



## Demographic Information

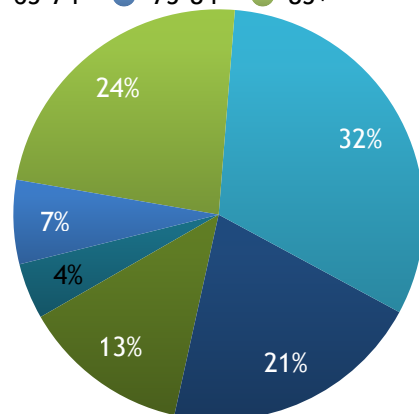
### Gender Identity

● Female ● Male ● Transgender ● Other ●



### Age

● 18-24 ● 25-34 ● 35-44 ● 45-54 ● 55-64 ● 65-74 ● 75-84 ● 85+



## Community Events

### May 17<sup>th</sup> & 18<sup>th</sup>

Garfield County Health Fair

77 total online screenings took place on the event (51% of screenings for the month)

- 35 online screenings on 5/17 (23% of screenings for the month)
- 42 online screenings on 5/18 (28% of screenings for the month)

### May 20<sup>th</sup>

Glenwood MS Walk

- 24 total online screenings on the day of the event (16% of screenings for the month)

In total, community events accounted for up to 68% of May online screenings

### May 31<sup>st</sup>

AYPA Non-Profit Fair.

1 total online screenings were taken on the day of the event (<1% of screenings for the month)

## Promotional Language

**150 online mental health screenings** were taken in the month of May 2017. Of these mental health screenings, more than half were taken during the Garfield County Health Fair, which took place May 17<sup>th</sup> and 18<sup>th</sup>. This was followed by another, smaller, peak in screening numbers as a result of the Glenwood MS Walk on the 20<sup>th</sup>.

Of the 150 screenings taken, 85 indicated that the individual taking the screening had indicative symptoms of the particular disorder. This is about 57% of screenings taken that indicated positive symptoms.

Of the 85 people who scored positive for a mental health disorder, only 10 reported that they intended to seek help.

---

*Aspen Strong-specific language based on screening results for the month*

---